



Creative Water Challenges

Digital Photography Group – deeper challenge

“Water”- 3 Photos

For our **March** meeting, I’m setting you 3 water challenges to try.

You can try just one, two or all 3. However, please enter a maximum of 3 photos. So if you enter all 3 challenges, it would be 1 photo for each. If you enter just 1 challenge, you can still send 3 images for that challenge.

The first challenge is “Water, still or moving”. Anything from drops of water, waterfalls, waves, lakes etc.



Please return your photos to John by **Sunday 1st March** to jsdpg2@gmail.com.

Please reduce the filesize of your images to 2Mb or less, or use WeTransfer <https://wetransfer.com/>

or PicDrop transfers <https://www.picdrop.com/web>


Digital Photography Group – deeper challenge

“Water”- 3 Photos

For our **March** meeting, I’m setting you 3 water challenges to try.

You can try just one, two or all 3. However, please enter a maximum of 3 photos. So if you enter all 3 challenges, it would be 1 photo for each. If you enter just 1 challenge, you can still send 3 images for that challenge.

The second challenge is “Water & Oil”. Add some drops of oil to a dish of water and take photos of the light refracting. NB – you will need a light source to pick out the droplets !



Please return your photos to John by **Sunday 1st March** to jsdpg2@gmail.com.

Please reduce the filesize of your images to 2Mb or less, or use WeTransfer <https://wetransfer.com/>

or PicDrop transfers <https://www.picdrop.com/web>

Digital Photography Group – deeper challenge

“Water”- 3 Photos

For our **March** meeting, I’m setting you 3 water challenges to try.

You can try just one, two or all 3. However, please enter a maximum of 3 photos. So if you enter all 3 challenges, it would be 1 photo for each. If you enter just 1 challenge, you can still send 3 images for that challenge.

The third challenge is “Water & Ink”. Add some drops of ink, paint or food dye to a bottle, or vase of water and take photos of the ink dispersing. NB – again, you will need a light source and a strong ink/dye colour !



Please return your photos to John by **Sunday 1st March** to jsdpg2@gmail.com.

Please reduce the filesize of your images to 2Mb or less, or use WeTransfer <https://wetransfer.com/>

or PicDrop transfers <https://www.picdrop.com/web>



Barbara

Barbara



Barbara




Barbara





Esme

Esme



Esme




Esme





Helen

Helen



Helen



Helen



The background of the image is a dense, repeating pattern of light blue water droplets of various sizes, scattered across a slightly darker blue background. The droplets have a realistic, three-dimensional appearance with highlights and shadows, suggesting they are on a smooth, reflective surface like glass.

Howard

Howard





lan

lan



Ian



lan






John

John



John



John



The background of the image is a dense, repeating pattern of small, realistic water droplets. Each droplet is rendered with soft shading to give it a three-dimensional appearance, as if it's reflecting light. The overall color palette is a range of light blues, from pale sky blue to a slightly deeper, muted blue, creating a fresh and clean aesthetic.

Karen

Karen



Karen





Les

Les



Les



Les






Liz

Liz



Liz



Liz





Pat

Pat



Pat



Pat



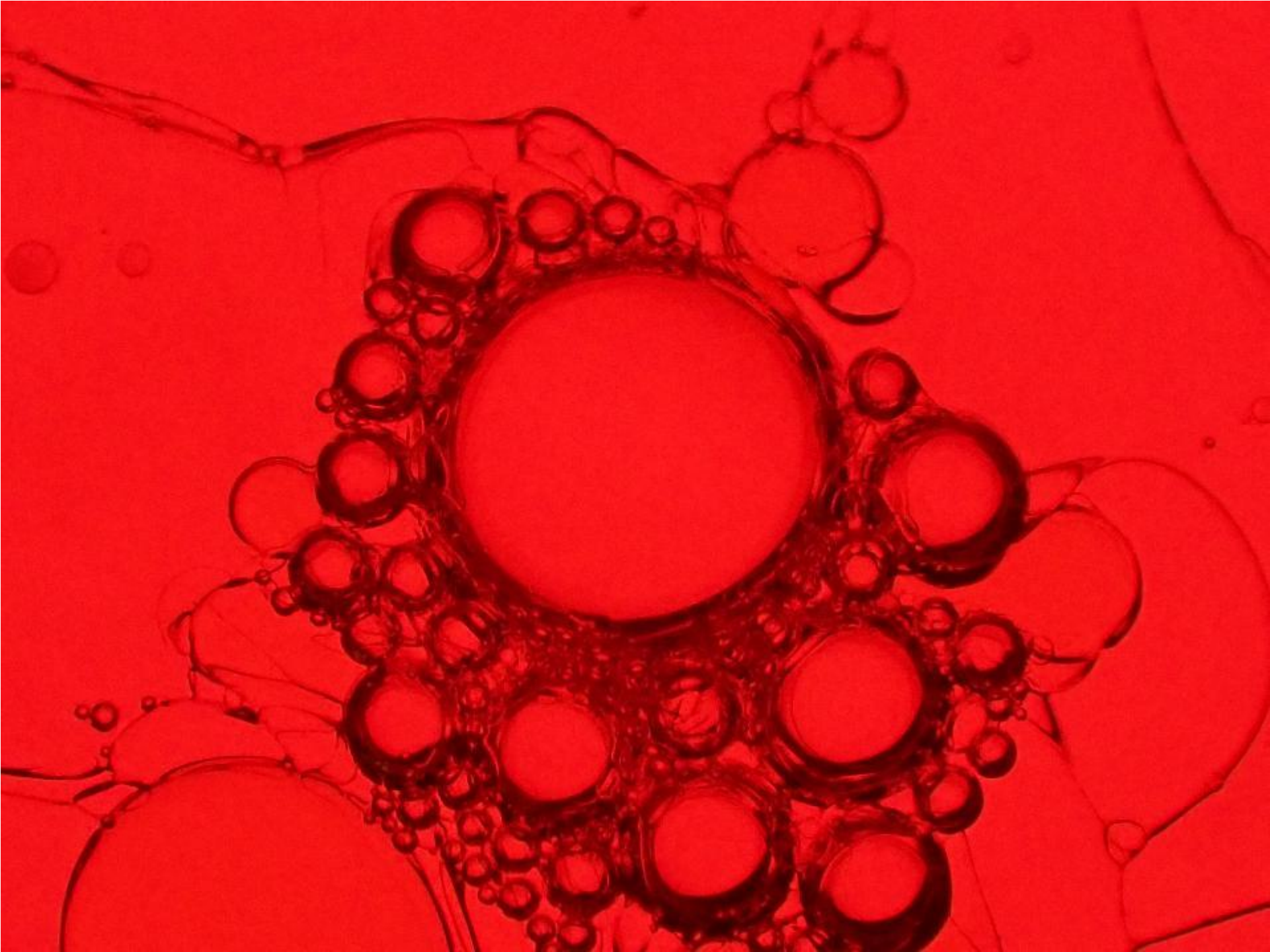


Peter

Peter



Peter




Peter



The background of the image is a dense, repeating pattern of light blue water droplets of various sizes, scattered across a slightly darker blue background. The droplets have a realistic, three-dimensional appearance with highlights and shadows, suggesting they are on a smooth, reflective surface like glass.

Roxanne

Roxanne



Roxanne



Roxanne





Sarah

Sarah



Sarah



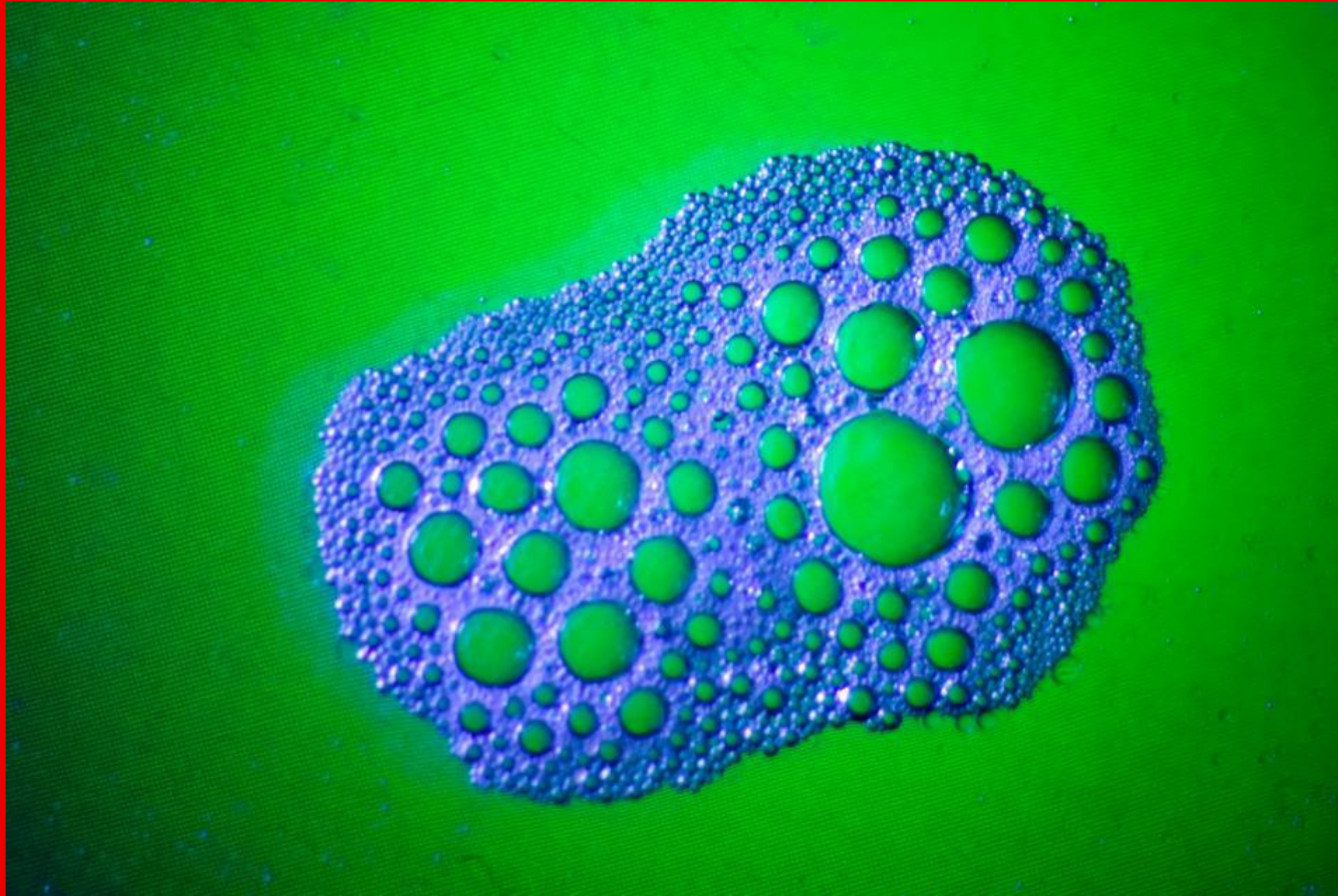
Sarah



The background of the image is a dense, repeating pattern of small, realistic water droplets. Each droplet is rendered with a gradient of light blue and white, giving them a three-dimensional, glistening appearance. They are scattered across the entire frame, creating a textured, fresh, and clean aesthetic.

Steve C

Steve C



Steve C



Steve C





Steve M

Steve M



Steve M



Steve M





Sue Bay

Sue Bay





Sue Bo

Sue Bo



Sue Bo



Sue Bo





Vince

Vince



Vince



Vince

